













SOUTH SANTA BARBARA COUNTY RESIDENTIAL STATISTICS

June
YTD 2019

www.fidelitysb.com | www.chicagotitlesb.com

SINGLE FAMILY		CONDOMINIUM		Total Sales 955 (+12%) \$1,546,805 (+%4) Average Price \$1,025,500 (+%1.5) Median June '19 V June '18
	\$1,930,761 Average Sales Price \$1,275,000 Median Sales Price		\$784,891 Average Sales Price \$702,250 Median Sales Price	

 635 Single Family Sold Jan-June 2019	SINGLE FAMILY	CONDOMINIUM
	YTD 2019 SALES Carpinteria 44 Sales: \$2,610,955 Avg \$1,083,250. Median Goleta 178 Sales \$1,153,628 Avg \$980,000 Median. Montecito 86 Sales \$4,053,349 Avg. \$2,795,000 Median Hope Ranch 22 Sales \$5,057,636 Avg. \$3,100,000 Median Santa Barbara 298 Sales \$1,459,127 Avg \$1,272,500 Median. Summerland 7 Sales \$1,590,000 Avg \$1,525,000 Median.	YTD 2019 SALES Carpinteria: 39 Sales \$539,551 Avg. Price \$535,000 Median Goleta 146 Sales \$679,743 Avg. Price \$678,750 Median Montecito 13 Sales \$1,787,346. AvgPrice \$1,397,500 Median Hope Ranch n/a Santa Barbara 122 Sales \$877,899 Avg. Price \$785,000 Median Summerland 1 \$799,000 Avg Price \$799,000 Median
 320 Condos Sold Jan-June 2019		

 Condominium Jan.- June '18 v Jan June '18	 27% 2019 320 Total Sales 2018 251 Total Sales	 -3% 2019 \$784,891 Average 2018 \$810,653 Average	 5% 2019 \$702,250 Median 2018 \$670,000 Median
 Single Family Jan-June '19 v Jan-June '18	 5% 2019 635 Total Sales 2018 604 Total Sales	 10% 2019 \$1,930,761 Average 2018 \$1,758,494 Average	 6% 2019 \$1,275,000 Median 2018 \$1,202,500 Median

All information deemed reliable but not guaranteed



Dan Beightol(becktol)
 Real Estate Broker
 805.895.1709
dan@suncoastrealestate.com
www.danbeightol.com
 BRE # 01007239